

Natural Convection Oven

Economical, Constant Temperature Ovens

DX302C/312C/402C/412C/602C/612C

Operating temp. range	Room temp. +5~300°C(DX302C/402C)	Room temp. +5~280°C(DX602C)	Temp. distribution accuracy	±10°C	Operation	Economical, low cost
-----------------------	----------------------------------	-----------------------------	-----------------------------	-------	-----------	----------------------

Highly practical standard ovens with maximum temperature up to 300°C



(Stands optional)

Standard type of natural convection constant temperature drying ovens, with extensive features and simple operation.

Performance and functions

- Economical and cost saving
- Easy to use and maintain
- Excellent temperature accuracy
- Digital PID controller for easy constant operation with options of Fixed setting,
- Quick Auto Stop, Auto Start, Auto Stop operation
- Increased safety and self-diagnostic function
- Calibration off-set function

Safety features

- Temp sensor error, Temp input circuit error, Auto overheat prevention, Measured temp error, Circuit breaker with over current protection

Specifications

Model	DX302C	DX312C	DX402C	DX412C	DX602C	DX612C
Circulation method	Natural gravity convection					
Operating temp. range	Room temp. +5°C~300°C				Room temp. +5°C~280°C	
Temp. control accuracy	±1°C (at 300°C)					
Temp. distribution accuracy	±10°C (at 300°C)				±10°C (at 280°C)	
Max. temp. reaching time	~45 min (Room temp.~300°C)		~60 min (Room temp.~300°C)		~80 min (Room temp.~280°C)	
Interior material	Stainless steel					
Exterior material	Electro-galvanized steel sheet with melamine resin baking finish					
Heat insulating material	Glass wool					
Heater	Iron-chrome wire heater, 0.9 kW		Iron-chrome wire heater, 1.36 kW			
Exhaust port	33 mm I.D. x 2 pcs. (on top)					
Temp. controller	PID control by microprocessor					
Temp. setting method	Digital setting by UP/DOWN key					
Temp. display method	Measurement temp. : Digital display by green LED Setting temp. : Digital display by red LED					
Timer	1 min. to 99 Hrs. 59 min. and 100 Hrs. to 999 Hrs. 50 min.					
Operation function	Fixed temperature operation, Quick auto stop, Auto stop, Auto start					
Additional function	Calibration off-set, Power failure compensation function, Key lock function					
Heater circuit control	SSR control					
Sensor	K-thermocouple					
Safety device	Self diagnosis functions(Temp. Sensor abnormal, Abnormal memory, Input temp. abnormal, Measured temp. abnormal, Automatic overheat prevention), Key lock function, Hydraulic independent overheat prevention device, Electric leakage breaker with over current protection.					
Internal dimensions (W×D×H)	300*310*300mm		450*410*400mm		600*510*500mm	
External dimensions(W×D×H)	400*440*630mm		550*540*730mm		700*640*830mm	
Internal capacity	28L		74L		153L	
Shelf plate with standard load	15kg/piece					
Shelf rest step number / pitch	6 steps / 35mm		9steps / 35mm		12steps / 35mm	
Power source 50/60Hz	AC115V 9.5A	AC220V 4.3A	AC115V 14A	AC220V 6.4A	AC115V 14A	AC220V 6.4A
Weight	~23kg		~38kg		~56kg	
Accessories	Stainless steel, Punching metal shelf plate 2pcs. Shelf bracket 4pcs.					

Interior



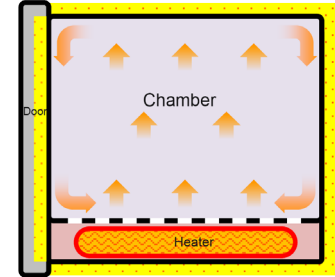
DX402C

Control Panel



Method

[Side view]

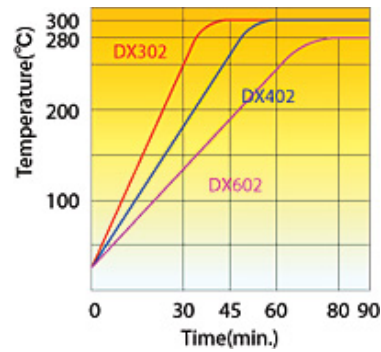


Optional items

Description	Product code
Stand	
ONS30 for DX302C/312C	212801
ONS60 for DX402C/412C/602C/612C	212802
Stacking support	
ODK80 For DX302C/312C	212803
ODK82 For DX402C/412C	212804
ODK84 For DX602C/612C	212805
Shelf	
For DX302C/312C	212068
For DX402C/412C	212095
For DX602C/612C	212266
*Cable port	
25mm dia.	281009
50mm dia.	281010
Seismic mat	296902

* Please specify when ordering main unit.


Temperature Rising Curve



Optional Items



Stand

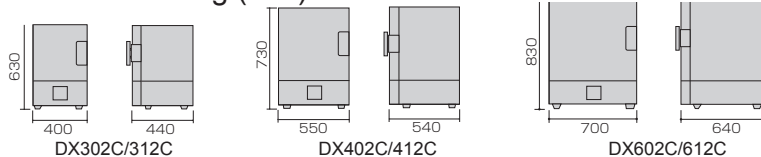


Shelf with 2 brackets



Seismic mat

Dimensional Drawing (mm)



⚠ Attention

- Never use in flammable or explosive gas atmosphere.
- Never use explosive or flammable material.
- Caution: High temperature components.