

Forced Convection Oven

Programmable Forced Air Convection Ovens

DKN302C/312C/402C/412C/602C/612C/812C/912C

**BEST
SELLER**

| | | | | | | | | | | |
|-----------------------|------------------------------------|--------------------------|-----------------------------|-------------------|-------------------|-----------------------|-----------------------|------------------------|-------------------|-------------------|
| Operating temp. range | RT+10°C~260°C DKN300-600 Series | RT+10°C~210°C DKN912C | Temp. distribution accuracy | ±2.5°C (at 210°C) | Internal capacity | 27L (DKN302C/312C) | 90L (DKN402C/412C) | 150L (DKN602C/612C) | 300L (DKN812C) | 535L (DKN912C) |
|-----------------------|------------------------------------|--------------------------|-----------------------------|-------------------|-------------------|-----------------------|-----------------------|------------------------|-------------------|-------------------|

Standard "Bestseller" ovens - Fully programmable

Standard forced air convection ovens are programmable and come with extended functions and safety features.

Operation and functions

- Bestseller based on excellent performance & affordability
- Superior temperature accuracy
- DKN302C/312C/402C/412C/602C/612C come with observation windows
- Programmable PID controller for easy program settings
- 30-step, 3-pattern program controller with repeat functions
- Fixed setting, programmed, Quick Auto stop, Auto stop, and Auto start operating modes with easy control capabilities
- Increased safety and self-diagnostic function
- Overheating prevention and calibration off-set are possible with auxiliary functions
- Easy to use and maintain
- Built in exhaust ports

Safety features

- Self diagnosis functions (Temperature sensor abnormal, Heater disconnection, SSR-short) Automatic overheating prevention, Electric leakage breaker with over current protection, Key lock function



(Stand optional)

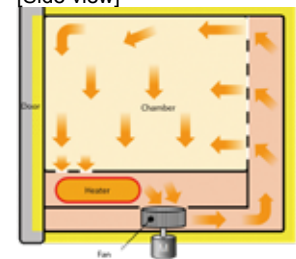
Specifications

| Model | DKN302C | DKN312C | DKN402C | DKN412C | DKN602C | DKN612C | DKN812C | DKN912C |
|---|---|------------------------------------|--|------------------------------------|-----------------------|----------------------------------|-----------------------------------|-----------------------------------|
| Circulation method | Forced air circulation | | | | | | | |
| Operating temp. range | Room temp. +10°C to 260°C | | | | | | | RT +10°C to 210°C |
| Temp. adjustment accuracy | ±1°C (at 210°C) | | | | | | | |
| Temp. distribution accuracy | ±2.5°C (at 210°C) | | | | | | | |
| Max. temp. reaching time | ~90 min. | | | | | | ~60 min. | |
| Interior/Exterior material | Stainless steel / Cold rolled steel plate with melamine resin baking finish | | | | | | | |
| Heat insulating material | Glass wool | | | | | | | |
| Heater | Stainless pipe heater | | | | | | | |
| | 0.8kW | | 1.2kW | | 1.5kW | | 1.5kW x 2 | 1.8kW x 2 |
| Fan Type / Fan Motor | Sirocco fan, Condenser type motor 10W | | | | | | 1pc / 30W | 2pc / 10W |
| Cable hole | 30mm I.D. (on the right side) 1pc. | | | | | | | |
| Exhaust port | 30mm I.D. x 2 (on top) | | | | | | 30mm I.D. x 2 (the back) | |
| Observation window | 180x180mm Chemical strengthening glass x 3 | | 250 x 280mm Chemical strengthening glass x 3 | | | | None | |
| Temp. controller | 3 patterns program controller, PID control by microprocessor | | | | | | | |
| Temp. setting method | Digital setting by UP/DOWN key | | | | | | | |
| Temp. display | Measurement temp. : Digital display by green LED Setting temp. : Digital display by red LED | | | | | | | |
| Timer | 1 min. to 99 Hrs. 59 min. and 100 Hrs. to 999 Hrs. 50 min. with timer wait function | | | | | | | |
| Operation function | Fixed temperature operation, Program operation, Auto start, Quick Auto-stop | | | | | | | |
| Program mode | Program operation : 3 patterns, 30 steps(30 steps×1, 15 steps×2, 10 steps×3) Pattern repeat function | | | | | | | |
| Additional functions | Calibration off-set function, Key lock, Uninterruptible power for memory | | | | | | | |
| Heater circuit control | SSR control | | | | | | | |
| Sensor | K-thermocouple | | | | | | | |
| Safety device | Self diagnosis functions (temp. sensor abnormal, Heater disconnection, SSR- short, Automatic overheating prevention), Key lock function, Overheat prevention, Electric leakage breaker with over current protection | | | | | | | |
| Internal dimensions (W×D×H) | 300×300×300 mm | | 450×450×450 mm | | 600×500×500 mm | | 600×500×1000mm | 1070×500×1000 mm |
| External dimensions (W×D×H) | 410×451×670 mm | | 560×601×820 mm | | 710×651×870 mm | | 710×651×1608mm | 1180×651×1616 mm |
| Internal capacity | 27L | | 90L | | 150L | | 300L | 535L |
| Shelf plate with standard load | ~15kg/piece | | | | | | | |
| Shelf rest step number / Shelf rest pitch | 9 steps / 30mm | | 11 steps / 30mm | | 13 steps / 30mm | | 29 steps / 30mm | 29 steps x 2 / 30mm |
| Power source 50/60Hz | 115V, 7.5A with plug | 220V, 4.5A no plug, round terminal | 115V, 11A with plug | 220V, 6.5A no plug, round terminal | 115V, 12.5A with plug | 220V, 7A no plug, round terminal | 220V, 15A no plug, round terminal | 220V, 18A no plug, round terminal |
| Weight | ~35kg | | ~50kg | | ~65kg | | ~110kg | ~190kg |
| Shelf plate | Stainless steel, 1pc. on the bottom screwed (DKN912C, 2 pcs) | | | | | | | |
| Included shelf plate / bracket | 2 pcs. / 4 pcs. | | | | | | 4 pcs. / 8 pcs. | 8 pcs. / 16 pcs. |



Method

[Side view]



Cable Port (Standard)



Exhaust port (Standard)



Interior



DKN602C



DKN912C

Optional Items

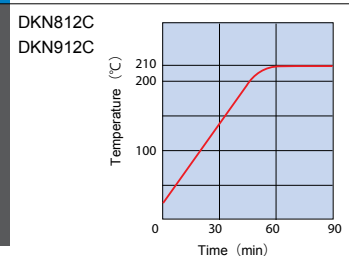
| Description | Product code |
|---|--------------|
| ON30 Stand for DKN302C/312C | 211180 |
| ON61 Stand for DKN402C/412C/602C/612C | 211856 |
| Stacking support OD40 for DKN402C/412C | 212822 |
| OD60 for DKN602C/612C | 212823 |
| Shelf (with support 2 pcs) | |
| DKN302C/312C | 212068 |
| DKN402C/412C | 212246 |
| DKN602C/612C/812C | 212266 |
| DKN912C | 212490 |
| *Cable port | |
| 25mm dia | 281121 |
| 50mm dia | 281122 |
| *Temperature output terminal (4-20 mA) | 281123 |
| *External alarm terminal/ time-up output terminal (choose either) | 281124 |
| Wi-Fi network bridge | WBV4A |
| Seismic mat for DKN 300 to 400 models | 296902 |

* Please specify when ordering main unit.

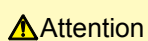
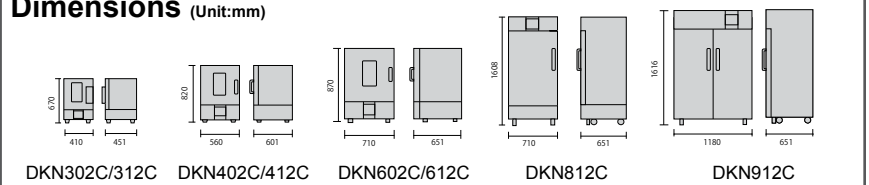
Control Panel



Temp. Rising Curve



Dimensions (Unit:mm)



Attention

- Never use in flammable or explosive gas atmosphere.
- Never use explosive or flammable material.

- Caution: High temperature components.