



DEFENDER™ 3000

Floor Scales



Powder coated carbon steel platform
shown with i-DT33P indicator



Stainless steel platform
shown with i-DT33XW indicator



Floor Scales for Standard Industrial Applications

Defender 3000 Floor Platforms meet dry or washdown weighing needs in industrial and commercial use. Their high-quality construction is designed to minimize flexing under heavy loads for years of dependable performance. The indicator features a bright display that can change color when in check mode. Scale also includes counting and totalization modes. Stainless steel bases include IP68 loadcells for wet areas. Ramps and mounting plates are available.

Unique Features:

- Powder coated carbon steel, treaded or 304 stainless steel, flat surface decks with 4 alloy steel load cells, fixed top plate (5 mm / 0.196 in. thick) with structural bracing for stiff construction.
- Platforms available from in sizes of 3x3 feet, 4x4 feet and 5x5 feet, and capacities from 2,500lb to 5,000lb with NTEP certified 5,000e performance, allowing greater flexibility for your weighing needs.
- Results are clearly shown on the large, bright backlit LCD display. In Checkweighing mode, display changes color (yellow/green/red) to alert users when within the target weight range.
- Four alloy steel shear beam load cells with top-adjustable height swiveling ball-in-cup design feet to ease installation. Stainless steel bases feature washdown IP68 loadcells for wet area use.

DEFENDER™ 3000 Floor Scales

Specifications

Scale Models (Powder coated)	i-DF33P2500B1R i-DF33XW2500B1R	i-DF33P2500B1L i-DF33XW2500B1L	i-DF33P5000B1L i-DF33XW5000B1L	i-DF33P5000B1X i-DF33XW5000B1X
Capacity x Readability	2,500 lb x 0.5 lb 1,250 kg x 0.2 kg	2,500 lb x 0.5 lb 1,250 kg x 0.2 kg	5,000 lb x 1 lb 2,500 kg x 0.5 kg	5,000 lb x 1 lb 2,500 kg x 0.5 kg
NTEP Certified Resolution	1:5,000			
Platform Size (A x B x min H)	3 ft x 3 ft x 3.5 in	4 ft x 4 ft x 3.5 in		5 ft x 5 ft x 3.5 in
Platform Material	Powder coated carbon steel, raised treaded surface, fixed top plate 5mm / 0.196 in thick			
Indicator	ABS plastic indicator (i-DT33P) or 304 stainless steel indicator (i-DT33XW)			
Display	6-digit, 7-segment LCD display with multi-color backlight, 45 mm / 1.8 in high digits			
Keyboard	4 membrane function keys			
Load Cell Model	4 x alloy steel, shear beam, NTEP Class III M			
Load Cell Capacity Emax	550 kg	550 kg	1,100 kg	1,100 kg
Load Cell Output Impedance	350 ohm ± 3.5 ohm			
Load Cell Excitation Voltage	5V ~ 15V, DC/AC			
Junction Box	IP65, 304 stainless steel, with 20' EasyConnect cable			
Net Weight	225 lb / 102 kg	269 lb / 122 kg		401 lb / 182 kg
Approx. Shipping Weight	258 lb / 117 kg	302 lb / 137 kg		434 lb / 197 kg
Shipping Dimension (W x L x H)	4.2 x 4.2 x 0.9 ft 129 x 129 x 27 cm			5.1 x 5.1 x 0.9 ft 156 x 156 x 27 cm
Weighing Units	kg, lb, t			
Application Modes	Weighing, Parts Counting, Checkweighing and Totalization			
Displays	6-digit, 7-segment LCD display with multi-color backlight, 45 mm / 1.8 in high digits			
Interface	RS232 included Optional USB, Ethernet			
Power	i-DF33P: 100-240 VAC / 50/60 Hz Universal Power Supply or C cell battery (Not included, 100-hour operation); Optional rechargeable battery (30-hour operation on full charge) i-DF33XW: 100-240 VAC / 50/60 Hz Universal Power Supply, hardwired or standard rechargeable battery (30-hour operation on full charge)			
Maximum Central Load	160% of maximum capacity			
Safe Endload Capacity	100% of maximum capacity			
Operating Temperature	14°F – 104°F / -10°C – 40°C, 85%RH, non-condensing			
Feet	4 x self-swiveling ball-in-cup design with rubber bottom, adjustable height top leveling			
Accessories	Ramps, Mounting Foot Plates, Floor Columns			



DEFENDER™ 3000 Floor Scales

Specifications

Scale Models (Stainless steel)	i-DF33XW2500C1R	i-DF33XW2500C1L	i-DF33XW5000C1L
Capacity x Readability	2,500 lb x 0.5 lb 1,250 kg x 0.2 kg	2,500 lb x 0.5 lb 1,250 kg x 0.2 kg	5,000 lb x 1 lb 2,500 kg x 0.5 kg
NTEP Certified Resolution	1:5,000		
Platform Size (A x B x min H)	3 ft x 3 ft x 3.5 in	4 ft x 4 ft x 3.5 in	
Platform Material	Stainless steel, sand-blasted flat surface, fixed top plate 5mm / 0.196 in thick		
Indicator	IP66 stainless steel indicator (i-DT33XW)		
Display	6-digit, 7-segment LCD display with multi-color backlight, 45 mm / 1.8 in high digits		
Keyboard	4 membrane function keys		
Load Cell Model	4 x IP68 alloy steel, shear beam, NTEP Class III M		
Load Cell Capacity Emax	550 kg	550 kg	1,100 kg
Load Cell Output Impedance	350 ohm ± 3.5 ohm		
Load Cell Excitation Voltage	5V ~ 15V, DC/AC		
Junction Box	IP68, 304 stainless steel, with 20' EasyConnect cable		
Net Weight	216 lb / 98 kg	260 lb / 118 kg	
Approx. Shipping Weight	247 lb / 112 kg	291 lb / 132 kg	
Shipping Dimension (W x L x H)	4.2 x 4.2 x 0.9 ft 129 x 129 x 27 cm		
Weighing Units	kg, lb, t		
Application Modes	Weighing, Parts Counting, Checkweighing and Totalization		
Displays	6-digit, 7-segment LCD display with multi-color backlight, 45 mm / 1.8 in high digits		
Interface	RS232 included Optional USB, Ethernet		
Power	100-240 VAC / 50/60 Hz Universal Power Supply, hardwired or standard rechargeable battery (30-hour operation on full charge)		
Maximum Central Load	160% of maximum capacity		
Safe Endload Capacity	100% of maximum capacity		
Operating Temperature	14°F – 104°F / -10°C – 40°C, 85%RH, non-condensing		
Feet	4 x self-swiveling ball-in-cup design with rubber bottom, adjustable height top leveling		
Accessories	Ramps, Mounting Foot Plates, Floor Columns		

DEFENDER™ 3000 Floor Scales

Other Standard Features and Equipment

Eyebolts (included), side-access IP65 or IP68 stainless steel junction box and sealed loadcells, protected internal wiring (included). Line cord and internal switching power supply (included - can also be run on battery power). Indicator supports simple Zebra barcode label printing via included RS232 port. Second data connection, ramps, loadcell cable extenders, foot plates and indicator stands (available as options)

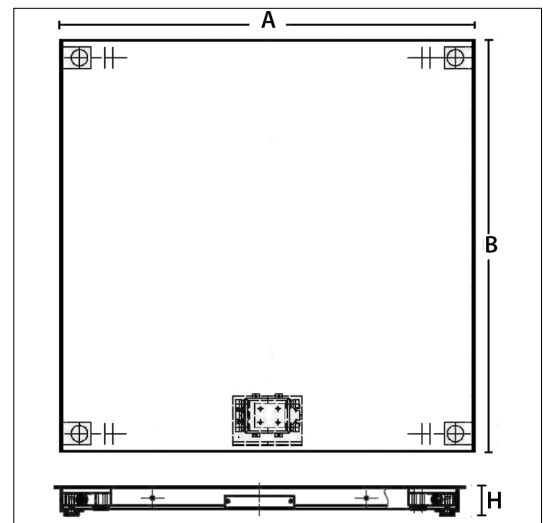
Accessories

Foot Plate Kit Painted Steel for i-DFxxxB1x	72198344	Dust Cover (5) i-DT33	30699121
Foot Plate Kit Stainless Steel for i-DFxxxC1x ...	72198345	Rechargeable Battery Kit i-DT33P	30699122
Ramp Kit 36" Painted Steel for i-DFxxxB1R	30812889	SF40A Printer	30064203
Ramp Kit 48" Painted Steel for i-DFxxxB1L	80252565	Cable RS232 i-DT33P	80500525
Ramp Kit 60" Painted Steel for i-DFxxxB1X	80252566	Cable RS232 i-DT33XW	80500552
Ramp Kit 36" Stainless Steel for i-DFxxxC1R ...	30812890	Floor Scale Column Kit Painted	30531244
Ramp Kit 48" Stainless Steel for i-DFxxxC1L ...	30812891	Floor Scale Column Kit SST	30539553
Ramp Kit 60" Stainless Steel for i-DFxxxC1X ...	30812892	Thermal Printer STP-103	80251992
Ethernet Kit i-DT33	30429666	Auxiliary display AD7-RS	30472064
USB Device Kit i-DT33	30699120		

Compliance

- **Metrology:** Indicator: NTEP: CC 21-070 Class III; Load Cell: NTEP: CC 13-081 Platform: NTEP: CC 08-048A2
- **Product Safety:** UL61010-1; CAN/CSA C22.2 61010-1; IEC/EN 61010-1
- **Electromagnetic Compatibility:** FCC Part 15 Class A; Canada ICES-003 Class A; IEC/EN 61326-1 Class B, basic environments
- **Ingress Protection:** IEC 60529 – IP66 for i-DT33XW indicator, IEC 60529 – IP54 for i-DT33P indicator with optional dust cover), IEC 60529 – IP68 for load cells and junction box used in stainless steel floor scale, IEC 60529 – IP65 for junction box used in painted steel floor scale.
- Other: WEEE, RoHS


Outline Dimensions (Platform Size)



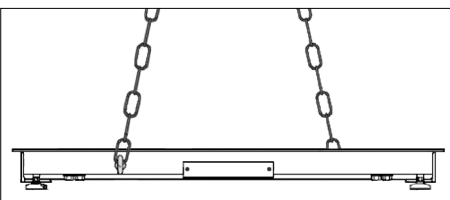
Structural Features




Design features welded steel ribs and channels for structural stiffness



Top access to foot height adjustment screws makes leveling easy



Carbon steel eyebolts included for easy installation



Stainless steel feet with rubber bottoms are attached to each load cell – ball-in-cup design makes feet self-swiveling and base easier to install

OHAUS CORPORATION

Tel: 800.672.7722
973.377.9000
Fax: 973.944.7177

www.ohaus.com

With offices throughout Europe, Asia, and Latin America

The management system governing the manufacture of this product is ISO 9001: 2015 certified.

80776780_C 20230721 © Copyright OHAUS Corporation

