


CORIO CD-BC26 Heating circulator

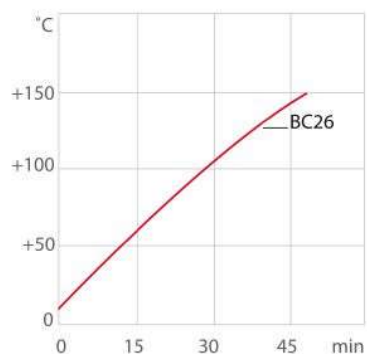
for internal and external temperature applications with stainless steel bath tanks and working temperatures from +20 °C to +150 °C

Product features

- Models for internal and external applications
- Bright, white, easy to read display
- Very quiet
- Easy switching between internal and external circulation
- USB connection
- High-quality bath tanks made of stainless steel with bath lid and drain tap
- External pump connections
- Integrated cooling coil for counter-cooling
- Easy pump change-over between internal and external circulation
- For internal and external applications
- Precise temperature control



Heat-up time (230V, 2kW heater)



Medium: Thermal

Performance values

115V/60Hz (Nema N5-15 Plug)	
Heating capacity kW	1
Viscosity max. cST	50
Pump capacity flow rate l/min	16
Pump capacity flow pressure psi	4.8
Power A	10
230V/60Hz (Schuko Plug - CEE 7/4 Plug Type F)	
Heating capacity kW	2
Viscosity max. cST	50
Pump capacity flow rate l/min	17
Pump capacity flow pressure psi	6.2
Power A	10

Technical data

Available voltage versions		Bath	
Order No.	9 012 526	Bath tank	Stainless steel
Available voltage versions:		Bath cover	integrated
9012526.01	100V/50-60Hz (Nema N5-15 Plug)	Usable bath opening in. (W x L / D)	10.2 x 13.8 / 7.9
9012526.02	115V/60Hz (Nema N5-15 Plug)		
9012526.03	230V/50Hz (Schuko Plug - CEE 7/4 Plug Type F)		
9012526.03.chn	230V/50Hz (CN Plug)		
9012526.04	230V/50Hz (UK Plug Type BS1363A)		
9012526.05	230V/50Hz (CH Plug Type SEV 1011)		
9012526.13	230V/60Hz (Schuko Plug - CEE 7/4 Plug Type F)		
Cooling		Other	
Cooling coil	integrated	Classification	Classification III (FL)
		IP Code	IP 21
		Pump function	Pressure Pump
		Pump type	Immersion Pump
Electronics		Dimensions and volumes	
Digital interface	USB	Weight lbs	41.9
Temperature control	PID1	Barbed fittings inner diameter	8/12 mm
Absolute temperature calibration	1 Point Calibration	Dimensions in. (W x L x H)	15.4 x 24.4 x 18.9
Temperature display	LED	Filling volume l	19 ... 26
Temperature setting	Keypad	Pump connections	M16x1 male
Temperature values		Included in delivery	
Setting the resolution of the temperature display °C	0.1	2 Barbed fittings for tubing 8 and 12 mm ID. (Pump connections M16x1 male)	
Working temperature range °C	+20 ... +150		
Temperature stability °C	±0.03		
Ambient temperature °C	+5 ... +40		
Temperature display resolution °C	0.01 ... 0.1		

For applications near or below ambient temperature: use a cooling coil or JULABO immersion cooler.

All Benefits




100% Checked.
100% testing. 100% quality. Each JULABO Circulator undergoes thorough quality testing before leaving the factory.




ATC.
Absolute Temperature Calibration, 1-point calibration (CD).




Handle with ease.
Makes day-to-day work easy. Comfortably move your CORIO around by using the ergonomic handles (front and rear).



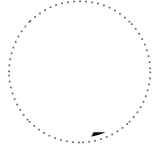
Condensation protection.
Superb design solution. Integrated ventilation directs air over the bath lid and minimizes condensation.




Green technology.
Development consistently applied environmentally friendly materials and technologies.



Internal. External.
The pump is controlled via a lever located directly below the display. Easily change between internal and external circulation.



JULABO. Quality.
Highest standards of quality for a long product life.



Modern. Reliable.
High-grade components in every JULABO Circulator – platinum sensors, proven motor technology, CAN-Bus communication and much more.



Satisfied customers.
11 subsidiaries and more than 100 partners worldwide guarantee fast and qualified JULABO support.



Services 24/7.
Around the clock availability. You can find suitable accessories, data sheets, manuals, case studies, and more at www.julabo.us.



Solid.
Minimized energy loss through high-quality insulation.



Stable.
Rubber feet allow for a secured footing of your CORIO to prevent damage to your laboratory equipment.



Tidy.
The special drain tap for easy draining of bath fluids without tools.



Touching permitted.
Optimum safety. The ergonomic plastic handle protects your fingers from hot surfaces.



Quick start.
Individual JULABO consultation and comprehensive manuals at your disposal.



Timer. Integrated.
CORIO circulators include an integrated timer function. When the set time has elapsed, a signal sounds and the device switches off. Setting range: 0 ... 999 minutes.



Brilliant.
Very bright display makes it easy to read even from a distance.



Connection. Easy.
Inclined pump connections (M16×1) facilitate the connection of applications. Each unit includes 2 barbed fittings of 8/12 mm diameter each.



Everything at the front.
All operating controls and safety functions are accessed easily and comfortably from the front.



Exact.
You can rely on it. PID1 control and 'Active Cooling Control' make the new CORIO precise and perfect.



Locked in.
The lockable power plug guarantees safe connection. More process safety.



Switch on. And off you go.
Intelligent operating concept. Ready for operation with just a few quick and easy steps.



Early warning system for low liquid level
Maximum safety for applications, optical and audible alarm, allows user to refill bath fluid before the unit shuts down



Connectivity.
Remote control made easy. CORIO CD circulators feature a USB connection.