







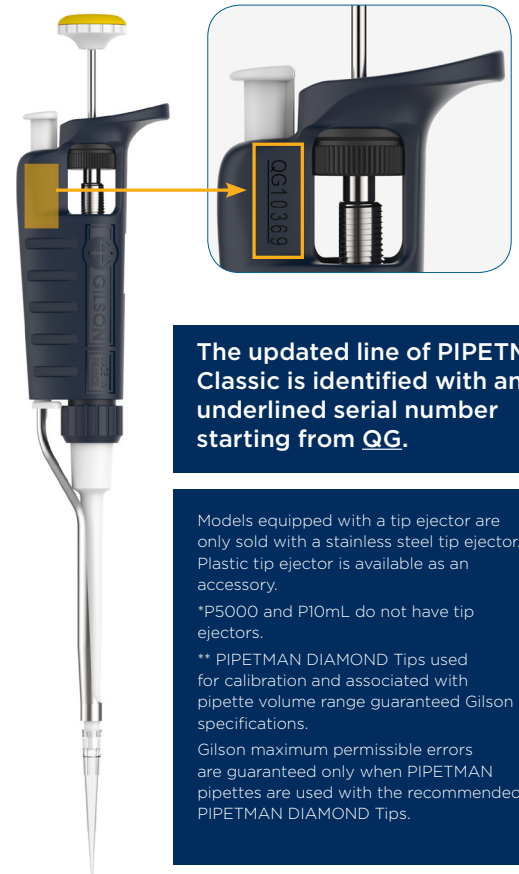


### PIPETMAN® CLASSIC SPECIFICATIONS

PIPETMAN® CLASSIC SINGLE CHANNEL – VARIABLE VOLUME MODELS								
Model	PIPETMAN® DIAMOND Tips		Part Number	Volume (µL)	Maximum Permissible Errors			
					Gilson		ISO 8655	
					Systematic error (µL)	Random error (µL)	Systematic error (µL)	Random error (µL)
 P2	D10** DL10**	DF10 DFL10	F144801	0.2	± 0.024	≤ 0.012	± 0.08	≤ 0.04
				0.5	± 0.025	≤ 0.012	± 0.08	≤ 0.04
				1	± 0.025	≤ 0.012	± 0.08	≤ 0.04
				2	± 0.030	≤ 0.014	± 0.08	≤ 0.04
 P10	D10** DL10**	DF10 DFL10	F144802	1	± 0.025	≤ 0.012	± 0.12	≤ 0.08
				5	± 0.075	≤ 0.030	± 0.12	≤ 0.08
				10	± 0.100	≤ 0.040	± 0.12	≤ 0.08
 P20	D200**	DF30	F123600	2	± 0.10	≤ 0.030	± 0.2	≤ 0.1
				5	± 0.10	≤ 0.040	± 0.2	≤ 0.1
				10	± 0.10	≤ 0.050	± 0.2	≤ 0.1
				20	± 0.20	≤ 0.060	± 0.2	≤ 0.1
 P100	D200**	DF100	F123615	10	± 0.35	≤ 0.10	± 0.8	≤ 0.3
				50	± 0.40	≤ 0.12	± 0.8	≤ 0.3
				100	± 0.80	≤ 0.15	± 0.8	≤ 0.3
 P200	D200** D300	DF200 DF300	F123601	20	± 0.50	≤ 0.20	± 1.6	≤ 0.6
				100	± 0.80	≤ 0.25	± 1.6	≤ 0.6
				200	± 1.60	≤ 0.30	± 1.6	≤ 0.6
 P1000	D1000** D1200	DF1000 DF1200	F123602	100	± 3.0	≤ 0.6	± 8.0	≤ 3.0
				500	± 4.0	≤ 1.0	± 8.0	≤ 3.0
				1000	± 8.0	≤ 1.5	± 8.0	≤ 3.0
 P5000*	D5000**		F123603	500	± 12	≤ 3	± 40	≤ 15.0
				2500	± 15	≤ 5	± 40	≤ 15.0
				5000	± 30	≤ 8	± 40	≤ 15.0
 P10mL*	D10mL**		F161201	1000	± 30	≤ 6	± 60	≤ 30.0
				2000	± 30	≤ 6	± 60	≤ 30.0
				5000	± 40	≤ 10	± 60	≤ 30.0
				10000	± 60	≤ 16	± 60	≤ 30.0

### PIPETMAN Classic box includes:

- PIPETMAN Classic
- PIPETMAN Classic Quick Guide
- Safety bag
- Dual-position adapter (P2 and P10 only)
- Certificate of Conformity (including barcode sticker)



The updated line of PIPETMAN Classic is identified with an underlined serial number starting from QG.

Models equipped with a tip ejector are only sold with a stainless steel tip ejector. Plastic tip ejector is available as an accessory.

\*P5000 and P10mL do not have tip ejectors.

\*\* PIPETMAN DIAMOND Tips used for calibration and associated with pipette volume range guaranteed Gilson specifications.

Gilson maximum permissible errors are guaranteed only when PIPETMAN pipettes are used with the recommended PIPETMAN DIAMOND Tips.

PIPETMAN® CLASSIC KITS				
Model	Part Number	PIPETMAN Classic Models	PIPETMAN® DIAMOND Tips	Accessories
PIPETMAN Classic Starter Kit	F167300	P20 P200 P1000	D200 D1000	3 SINGLE Pipette Holders 1 Gilson Guide to Pipetting
PIPETMAN Classic Micro-volume Kit	F167500	P2 P10 P100	DL10 D200	3 SINGLE Pipette Holders 1 Gilson Guide to Pipetting
PIPETMAN Classic Large-Volume Kit	F167400	P5000 P10mL	-	2 bags of 10 filters
PIPETMAN Classic Four Pipette Kit	F167380	P2 P20 P200 P1000	DL10 D200 D1000	4 SINGLE Pipette Holders 4 Comfort Handles 1 Two-Minutes Inspection Poster 1 Gilson Guide to pipetting



## SPECIFICATIONS

Model	Part Number	PIPETMAN Classic Models		PIPETMAN Classic Models with Packaging	
		Length (mm)	Weight (kg)	Dimensions (W x D x H)	Weight (kg)
PIPETMAN P2	F144801	243	0.096	32 x 11 x 4	0.19
PIPETMAN P10	F144802	245	0.097	32 x 11 x 4	0.19
PIPETMAN P20	F123600	258	0.099	32 x 11 x 4	0.19
PIPETMAN P100	F123615	257	0.098	32 x 11 x 4	0.19
PIPETMAN P200	F123601	253	0.108	32 x 11 x 4	0.2
PIPETMAN P1000	F123602	284	0.120	32 x 11 x 4	0.21
PIPETMAN P5000	F123603	277	0.128	32 x 11 x 4	0.24
PIPETMAN P10mL	F161201	276	0.167	32 x 11 x 5	0.3
<b>PIPETMAN Classic Kits</b>					
PIPETMAN STARTER KIT	F167300	-	-	37 x 30.5 x 12	1.47
PIPETMAN MICRO VOLUME KIT	F167500	-	-	37 x 30.5 x 12	1.4
PIPETMAN LARGE VOLUME KIT	F167400	-	-	33.5 x 22 x 5	0.6
PIPETMAN CLASSIC FOUR PIPETTE KIT	F167380	-	-	33.5 x 22 x 5	1.98

