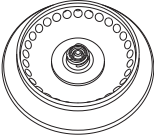











Centrifuge 5427 R – Operating manual

EN

Operating manual

2.4.4 Rotors FA-45-30-11 and F-45-30-11

	Rotor FA-45-30-11 Aerosol-tight fixed-angle rotor for 30 tubes	Max. <i>g</i> -force: 20 817 × <i>g</i>
	Rotor F-45-30-11 Fixed-angle rotor for 30 tubes	Max. speed: 14 000 rpm
	Max. load (adapter, tube and contents): 30 × 3.75 g	

Vessels	Vessel Capacity Vessels per adapter/rotor	Adapters Order no. (international)	Adapter base Tube diameter	Max. <i>g</i> -force: Max. speed Centrifugation radius
	Vessel 1.5 mL/2.0 mL –/30	–	– Ø 11 mm	20 817 × <i>g</i> 14 000 rpm 9.5 cm
	PCR tube 0.2 mL 1/30	 5425 715.005	conical Ø 6 mm	16 215 × <i>g</i> 14 000 rpm 7.4 cm
	Vessel 0.4 mL 1/30	 5425 717.008	conical Ø 6 mm	20 817 × <i>g</i> 14 000 rpm 9.5 cm
	Vessel 0.5 mL 1/30	 5425 716.001	open Ø 8 mm	18 407 × <i>g</i> 14 000 rpm 8.4 cm
	Microtainers 0.6 mL 1/30	 5425 716.001	open Ø 8 mm	20 817 × <i>g</i> 14 000 rpm 9.5 cm